

Yellowstone-Grand Teton Loop

Bicycle Pathway
Estimated Economic Impact



EASTERN IDAHO
ENTREPRENEURIAL CENTER



RESEARCH & BUSINESS
DEVELOPMENT CENTER

Acknowledgements

- Funding provided by: USDA Rural Development
- Match funding provided by: ECIPDA, City of Victor, ID
- Grantee: East-Central Idaho Planning & Development Association
- Research conducted by: Eastern Idaho Entrepreneurial Center



EASTERN IDAHO
ENTREPRENEURIAL CENTER

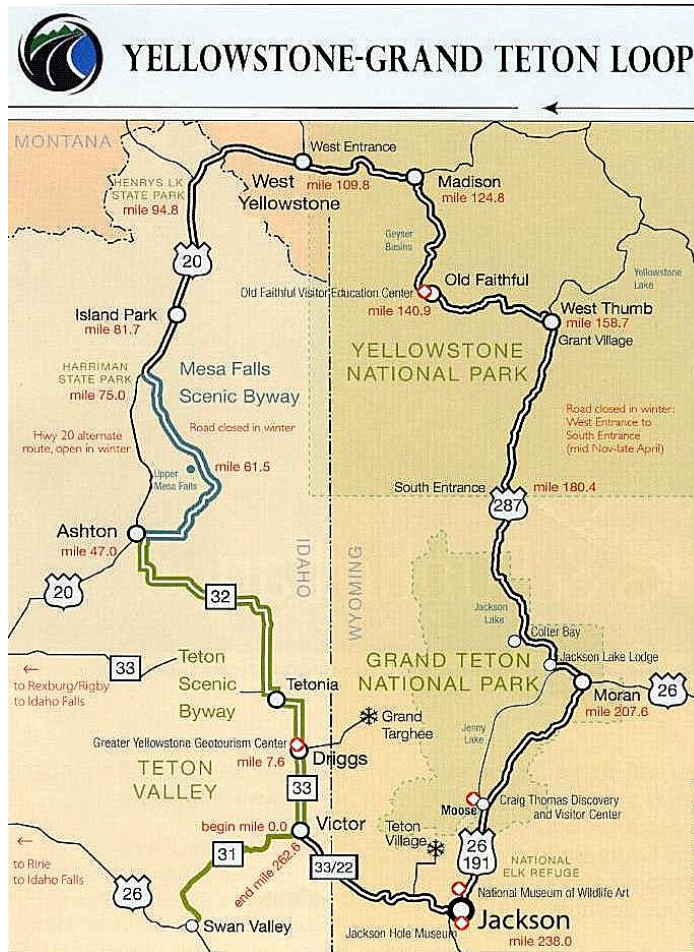
Project Description

An impact study was performed to estimate the economic benefits of a 262 mile non-motorized pathway connecting Victor, Idaho with the greater Yellowstone and Grand Teton areas.



EASTERN IDAHO
ENTREPRENEURIAL CENTER

Study Area



Counties

- Idaho
 - Teton
 - Fremont
- Wyoming
 - Teton
 - Park
- Montana
 - Gallatin



EASTERN IDAHO
ENTREPRENEURIAL CENTER

Results Summary

- 1,540 jobs created or sustained
- \$48 million in labor income
- \$131.8 million increase in gross regional output



Survey Responses

- 514 Pathway users during collection period
 - 40.1% response rate
 - 206 total responses
 - 59% (122) Visitors (>25 min from survey location)
 - 41% (88) Local Residents
- Surveys collected Aug – Sept 2014



Economic Impact Summary

Impact Type	Employment	Labor Income	Value Added	Output
Direct	1,154	\$33,769,293	\$48,167,150	\$84,412,406
Indirect	193	\$7,249,456	\$12,862,388	\$24,591,406
Induced	194	\$7,139,014	\$12,946,734	\$22,777,409
Total	1,541	\$48,157,763	\$73,976,272	\$131,781,221
Multiplier	1.3	1.4	1.5	1.6
% Share of Total Impact				
Visitor	97.0%	96.7%	97.0%	97.2%
Local	3.0%	3.3%	3.0%	2.8%

[1] Employment – The number of jobs created or sustained.

[2] Labor Income – The amount of income including employee compensation (wages and benefits) and proprietor income.

[3] Value Added – The value of a combination of innovation and improvement made as basic resources and intermediate goods are processed into final goods.

[4] Output – The value of industry output or contributions to regional gross domestic output.



EASTERN IDAHO
ENTREPRENEURIAL CENTER

Visitor Profile

Pathways part of original plans?		
Yes	83	68%
No	39	32%

Trails Primary Reason for Visit?		
Yes	23	19%
No	99	81%

First visit to Grand Teton Region Pathways?		
Yes	45	37%
No	77	63%

Visitor Age Distribution		
Age: 0 - 12	13	11%
Age: 13-18	6	5%
Age: 19 - 30	4	3%
Age: 31 - 50	28	23%
Age: 51+	71	58%

Distance of Travel From Home (Miles)		
0-25	5	4%
26-50	2	2%
51-100	2	2%
101-300	12	10%
>300	101	83%



Average Daily Visitor Expenditures

Expenditure Category	Amount
Restaurants	\$57.13
Lodging	\$154.67
Historical sites, zoos, and parks	\$5.08
Retail stores	\$26.02
Museums & performing arts	\$1.25
Other amusement & recreational activities	\$13.85
Bicycle rental & equipment	\$19.34
Fuel	\$9.85
Total	\$287.20



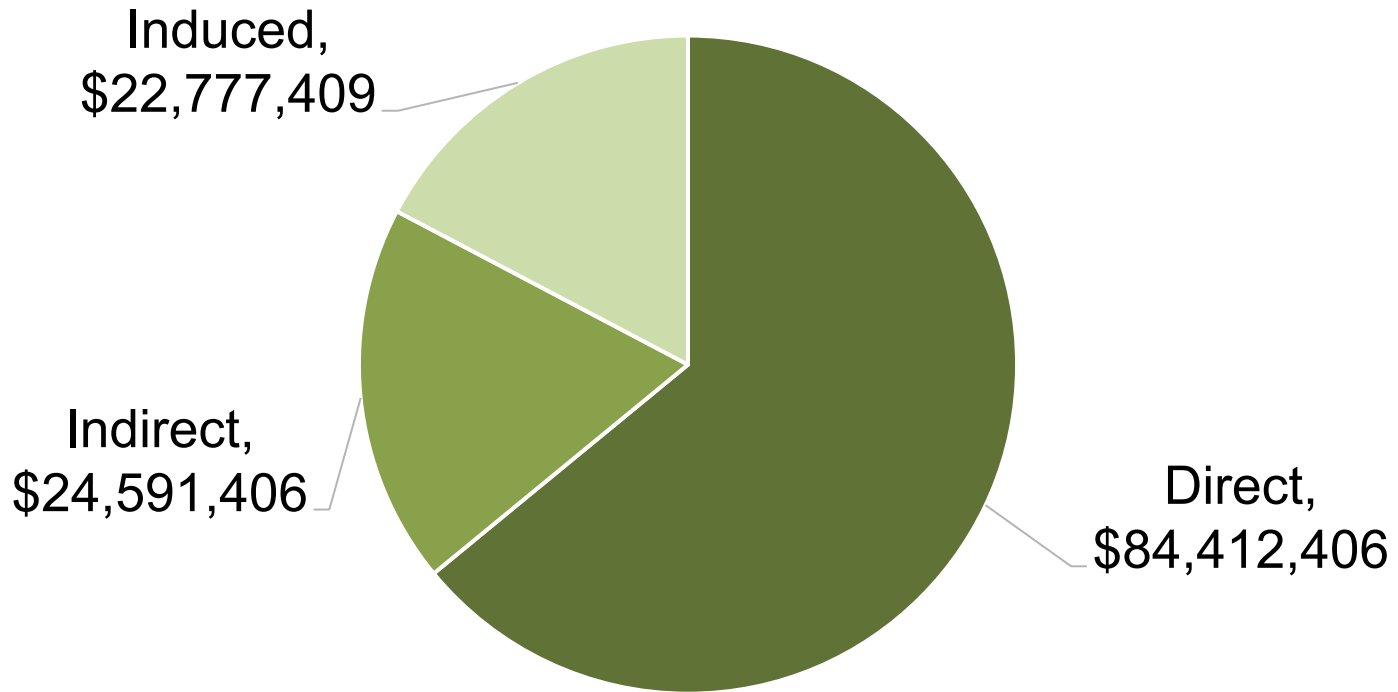
EASTERN IDAHO
ENTREPRENEURIAL CENTER

Local Resident Expenditures

Average Annual Local Expenditures	
Bike Equipment	\$1,090.65
Grocery	\$176.79
Medical	\$137.85
Other	\$143.33
Total	\$1,548.62

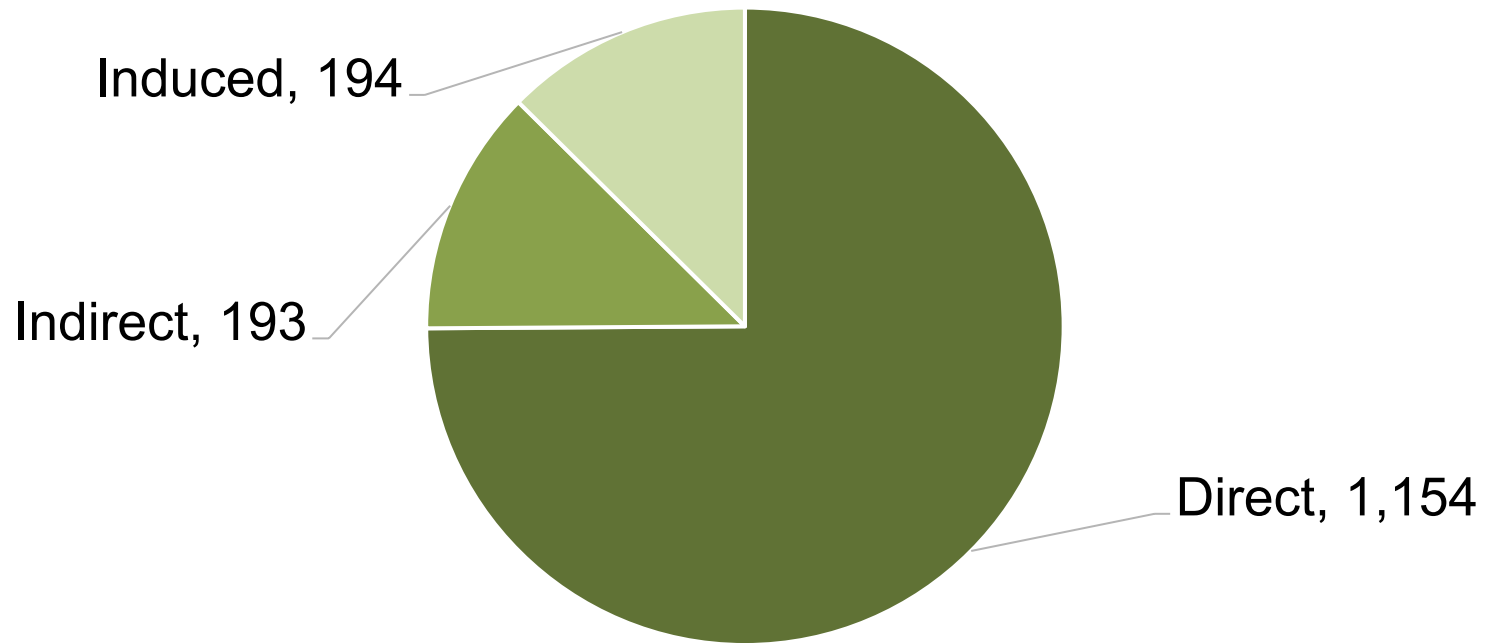


Impact on Total Output \$131,781,221



EASTERN IDAHO
ENTREPRENEURIAL CENTER

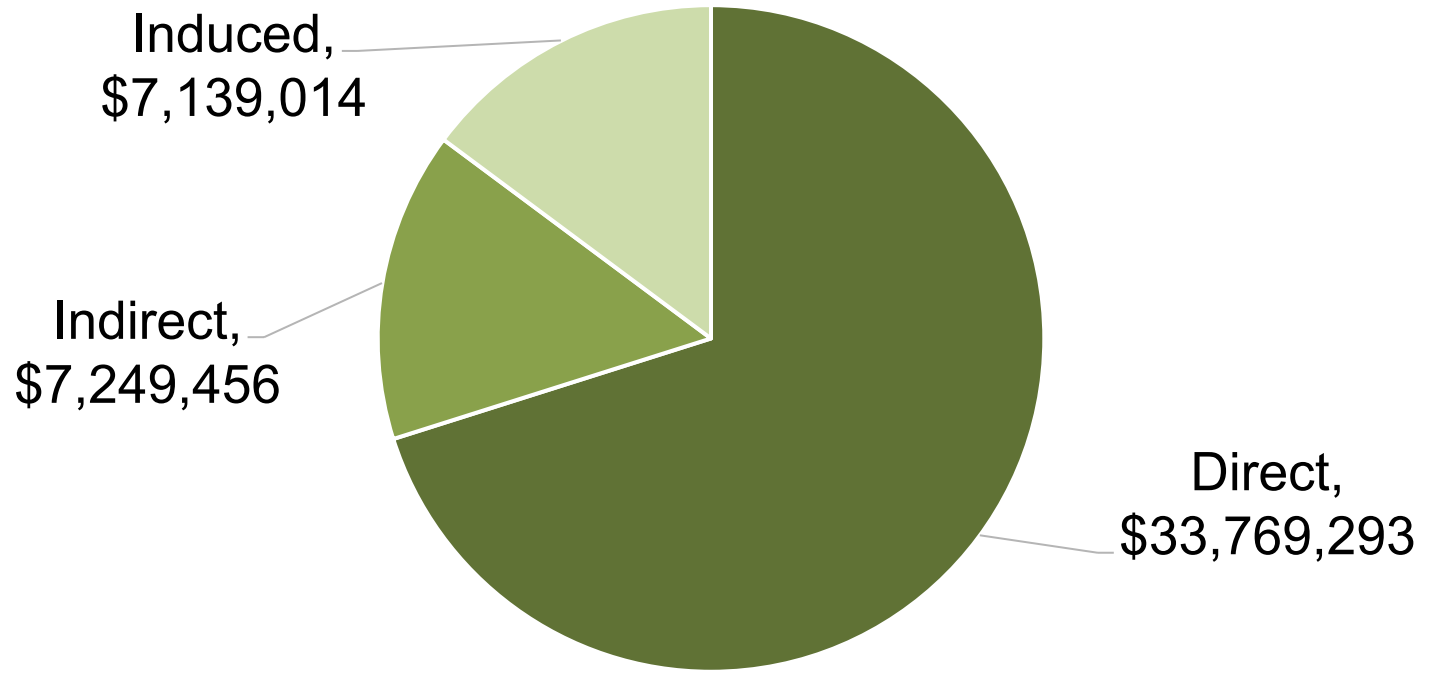
Impact on Employment 1,541 Jobs



EASTERN IDAHO
ENTREPRENEURIAL CENTER

Impact on Labor Income

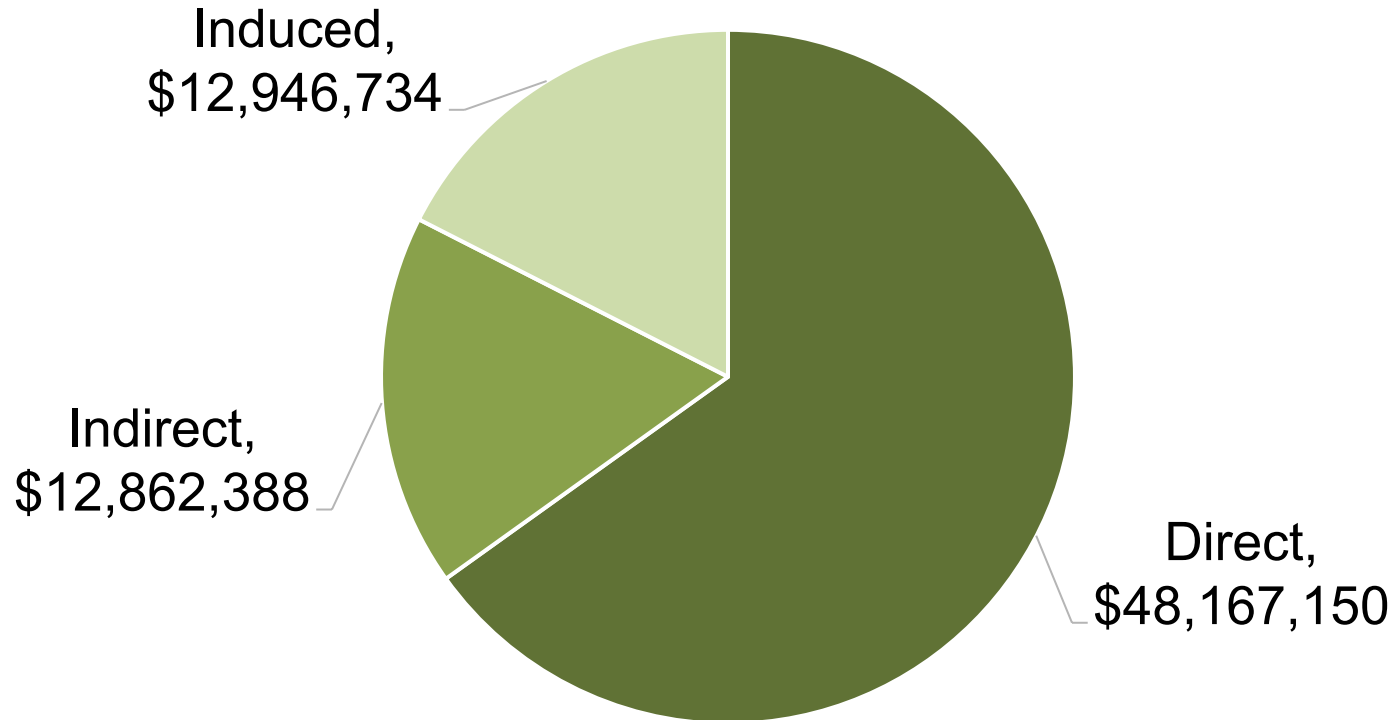
\$48,157,763



EASTERN IDAHO
ENTREPRENEURIAL CENTER

Impact on Value Added

\$73,976,272



EASTERN IDAHO
ENTREPRENEURIAL CENTER

Top 10 Industries Impacted

Industry Description	Employment	Labor Income	Value Added	Output
Hotels and motels, including casino hotels	561	\$19,290,933	\$30,527,325	\$51,789,912
Full-service restaurants	410	\$9,060,153	\$9,833,149	\$19,803,571
Retail - Sporting goods, hobby, musical instrument and book stores	78	\$1,931,456	\$2,720,608	\$4,392,332
Other amusement and recreation industries	62	\$1,693,934	\$2,902,304	\$4,658,294
Retail - General merchandise stores	44	\$1,384,485	\$1,943,807	\$3,093,082
Real estate	39	\$664,758	\$4,773,559	\$6,274,360
All other food and drinking places	20	\$467,096	\$582,181	\$1,451,085
Museums, historical sites, zoos, and parks	18	\$694,739	\$781,195	\$1,641,751
Limited-service restaurants	13	\$335,756	\$468,523	\$738,167
Services to buildings	11	\$224,329	\$313,017	\$524,587



EASTERN IDAHO
ENTREPRENEURIAL CENTER